

4

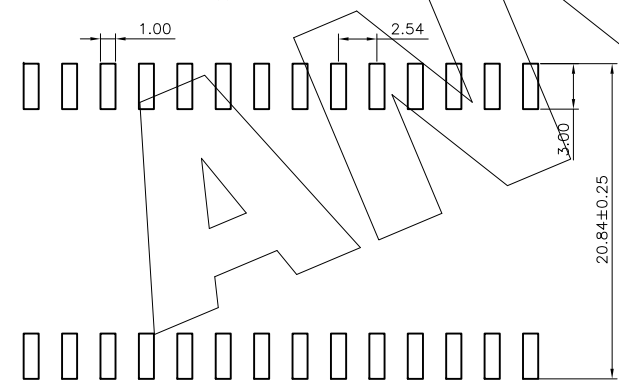
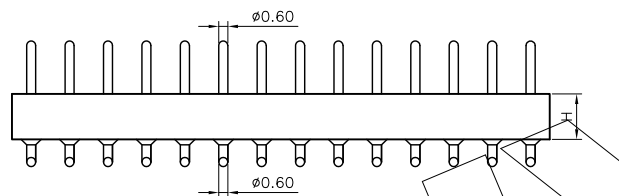
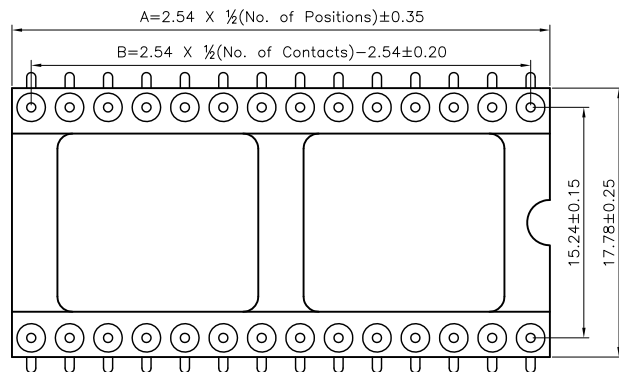
3

2

1

REVISION DATA

REV	DESCRIPTION	DATE
A0	NEW DRAWING	2012-03-19



P.C.B LAYOUT

No. of positios	DIM "A"	DIM "B"	TYPE
20	25.40	22.86	无 横
24	30.48	27.94	
28	35.56	33.02	
32	40.64	38.10	
40	50.80	48.26	带 横
20	25.40	22.86	
24	30.48	27.94	
28	35.56	33.02	
32	40.64	38.10	
40	50.80	48.26	
42	53.34	50.80	
48	60.96	58.42	
64	81.28	78.74	

Technical Data

Material:
Pin: Brass, machined CuZn38Pb2
Plating:
Tin plated: 2 μ m/80 μ "Ni, 5 μ m/200 μ "Sn
Gold Plated: 2 μ m/80 μ "nickelfull gold
Insulator black(housing): PPS (UL94V-0)

Electrical:
Current rating: 3Amps/contact max.
Contact resistance: \leq 4m Ω /contact
Insulation resistance: \geq 1000M Ω at V=100V
Operaing voltage: 60VAC/DC

Mechanical:
Operaing temperatures: Gold Plated: -55 $^{\circ}$ C to +105 $^{\circ}$ C
Tin plated: -40 $^{\circ}$ C to +105 $^{\circ}$ C
Soldering temperature: +260 $^{\circ}$ C, 10s max

PA

S

XXX

6

7

X

X

XX

1000C

R

00

Angel Options
D 180°直插
R 90°折弯
S SMT
H 卧式贴片
A 单排SMT
第1Pin朝下
B 单排SMT
第1Pin朝上

No. of Positions
XXX Positions

Dip Spacing
0 No
1 1.27mm
2 2.54mm
3 7.62mm
4 10.16mm
5 2.20 mm
6 15.24mm
7 3.00 mm
8 3.80 mm
9 4.10 mm
A 4.20 mm
B 7.00 mm
S Special

Insulator Height
0 No
1 1.20 mm
2 1.90 mm
3 2.00 mm
4 2.10 mm
5 2.20 mm
6 2.80 mm
7 3.00 mm
8 3.80 mm
9 4.10 mm
A 4.20 mm
B 7.00 mm
S Special

Insulator type
A PBT单排
B PBT双排
C PBT中空
D PBT带杠
E PPS单排
F PPS双排
G PPS中空
H PPS带杠
I PA48单排
J PA48双排
K PA48三排
L PA68单排
M LCP四排

Pin Plated
0 No
1 Tin120 μ " 锡
2 Tin200 μ " 锡
3 Gold80 μ " 金
4 Gold80 μ " 金
5 Gold1 μ "
6 Gold1.5 μ "
7 Gold2 μ "
8 Gold3 μ "
9 Gold5 μ "
A Gold8 μ "
B Gold10 μ "
C Gold15 μ "
D Gold30 μ "
E Ag plated
F Nickel80 μ "

Clip plated
0 No
1 Tin120 μ " 锡
2 Tin200 μ " 锡
3 Gold80 μ " 金
4 Gold80 μ " 金
5 Gold1 μ "
6 Gold1.5 μ "
7 Gold2 μ "
8 Gold3 μ "
9 Gold5 μ "
A Gold8 μ "
B Gold10 μ "
C Gold15 μ "
D Gold30 μ "
E Ag plated
F Nickel80 μ "

Pin length(mm)
1000C 10.0mm
S Special

Insulator Option
0 No
D 直角塑胶
R 圆角塑胶
S 小孔塑胶

Series
00 NO

ANYCONN® 东莞市恩康电子有限公司

www.enkcom.com

DONGGUAN ANYCONN ELECTRONICS CO.,LTD

TOLERANCE	PROJECTON	TITLE:
ANGLE $\pm 5^{\circ}$	DATE : 2012-03-19	2.54mmPitch IC Sockets Straight DIP Spacing 15.24mm Pin Length 10.0mm
X.XXX ± 0.10	DRAWN : LSJ	PART NO: PASXXX67XXXX1000CR00
X.XX ± 0.20	CHECKED :	DRAWING NO:
X.X ± 0.30	APPROVED :	REV: A0 UNIT: mm SCALE: 3:1 SIZE: A4
X. ± 0.50		

4

3

2

1