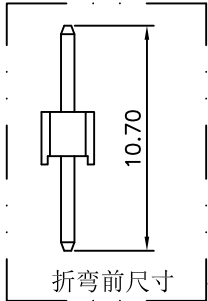
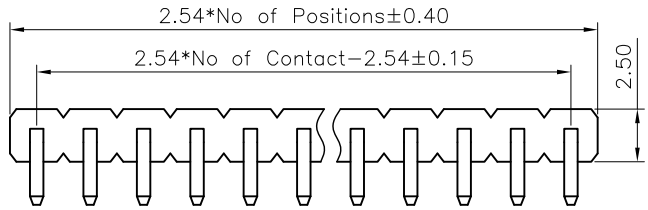


REVISION DATA		
REV	DESCRIPTION	DATE
A0	NEW DRAWING	2012-12-08

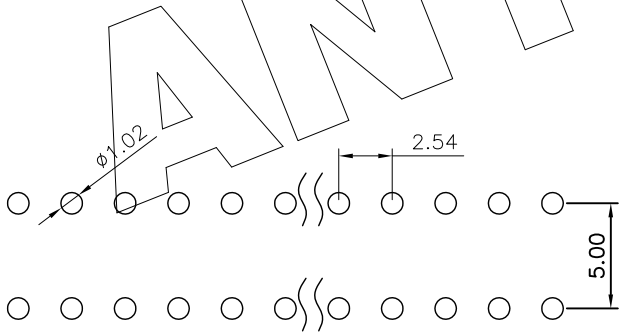
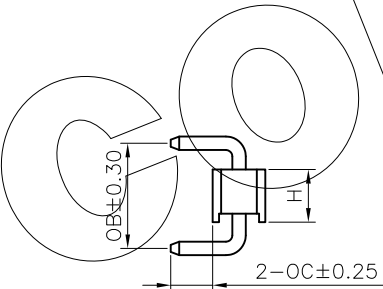
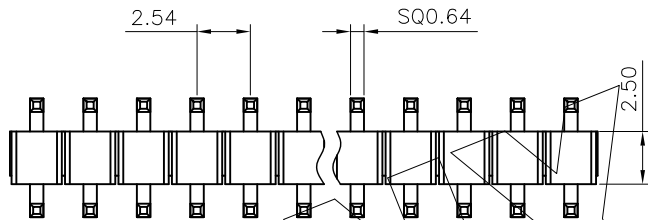


### Technical Data

**Material:**  
**Contact Material:** Brass  
**Contact plating:** Au or Sn Over 50μ" Ni  
**Insulator Material:** Black Polyester UL94V-0  
**Standard:** PBT/PA6T+30%G.F

**Electrical:**  
**Current rating:** 3.0Amps/contact max.  
**Contact resistance:** ≤20mΩ/contact  
**Insulation resistance:** ≥1000MΩ at V=100V  
**Withstanding Voltage:** 1000V AC/minute

**Mechanical:**  
**Mechanical life cycle:** min.200  
**Operating temperatures:** Gold Plated: -55°C to +105°C  
 Tin plated: -40°C to +105°C  
**Soldering temperature:** +220°C max. (PA6T)  
 +260°C max. (PBT)



**P.C.B LAYOUT**

<b>P120</b>	<b>11</b>	<b>XXX</b>	<b>XX</b>	<b>U</b>	<b>X</b>	<b>X</b>	<b>N</b>	<b>UXXX</b>
Product Descriptions P120 H=2.5	Product Type 11 Single row	No. of Positions XXX Poles	Pin Plating G0 Gold Flash SN Tin Plated	Angle options U U TYPE	Insulator Material A PBT B PA66 C PA6T D LCP	Color B Black W White L Blue G Green Y Yellow R Red N Natural		Pin length(mm) L=10.7

**ANYCONN® 东莞市恩康电子有限公司**  
 www.enkcom.com **DONGGUAN ANYCONN ELECTRONICS CO.,LTD**

TOLERANCE	PROJECTON		TITLE: 2.54mm Pin Header Single Row U Type Length 10.7mm
ANGLE ±5°	DATE :	2012-12-08	PART NO: P12011XXXUXXNUXXX
X.XXX ±0.10	DRAWN :	Zhang	DRAWING NO:
X.XX ±0.20	CHECKED :		REV: A0 UNIT: mm SCALE: 3:1 SIZE: A4
X.X ±0.30	APPROVED :		
X. ±0.50			