

4

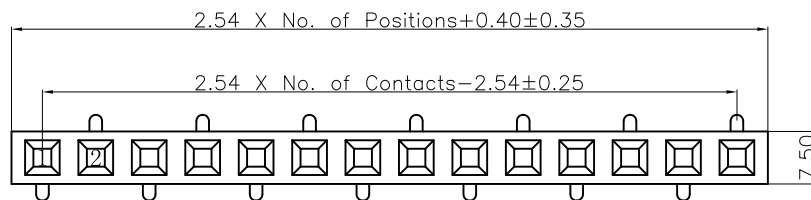
3

2

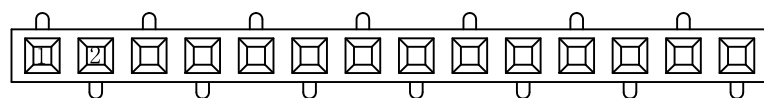
1

## REVISION DATA

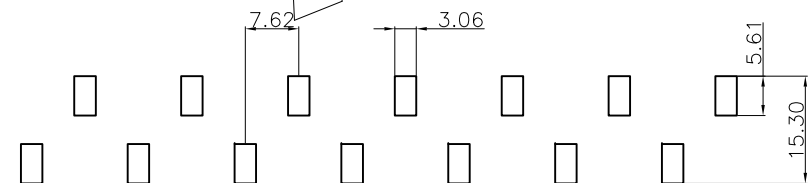
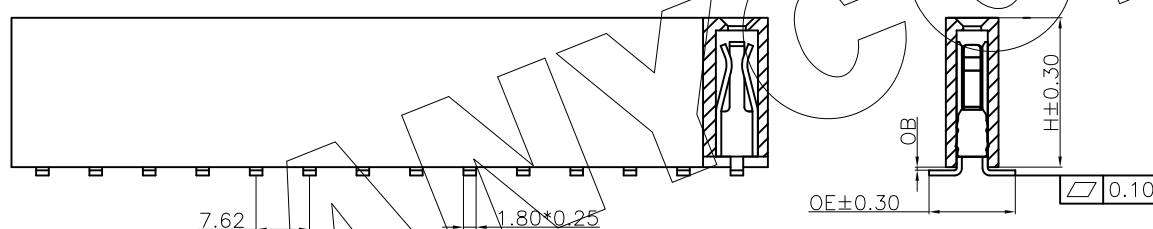
REV	DESCRIPTION	DATE
A0	NEW DRAWING	2011-04-07



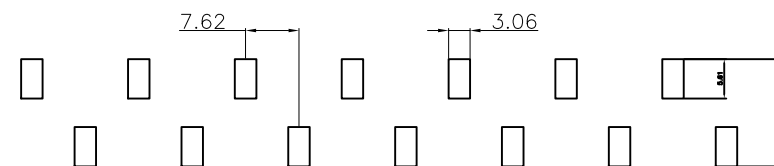
SMT A Type



SMT B Type



P.C.B LAYOUT - SMT A Type



P.C.B LAYOUT - SMT B Type

F132

11

XXX

XX

X

C

B

N

A

00

Product Descriptions

Product Type  
11 Single rowNo. of Positions  
XXX PolesPin Plating  
G0 Gold 0.8u"  
G1 Gold 1u"  
SN Sn120u"Angle options  
A SMT A Type  
B SMT B TypeInsulator Material  
C PA6TColor  
B Black

Series NO.

ANYCONN® 东莞市恩康电子有限公司

www.enkcom.com

DONGGUAN ANYCONN ELECTRONICS CO.,LTD

TOLERANCE	PROJECTON	TITLE:
ANGLE ±5°	DATE : 2011-04-07	PH 2.54 H7.1mm Single Row SMT Female Header
X.XXX ±0.10	DRAWN : hejg	PART NO: F13211XXXXXXCBNA00
X.XX ±0.20	CHECKED :	DRAWING NO:
X.X ±0.30	APPROVED :	REV: A1 UNIT: mm SCALE: 3:1 SIZE: A4
X. ±0.50		

4

3

2

1