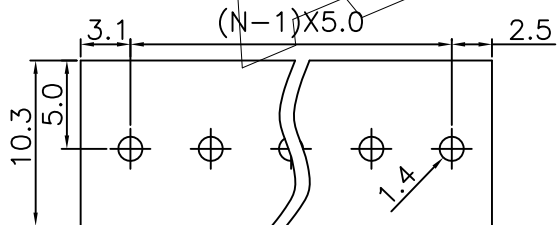
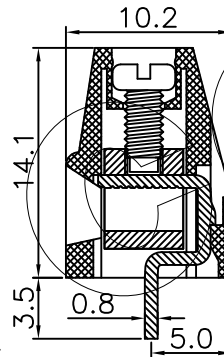
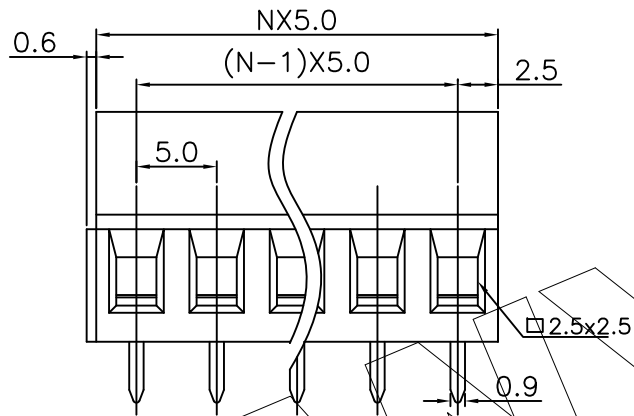


N=Number of contacts



P.C.B. LAYOUT

REVISION DATA

REV	DESCRIPTION	DATE
A0	NEW DRAWING	2014-02-17

Technical Data:

Material:

Contact(metal housing): Zinc Die Casting
or Brass Machined(option)

Terminal screw: Steel galvanized and achromatized
or Nickel plated or Tin plated(standard)(optian)

Solder Pin: Brass with Tin plated

Insulator body(housing): Polyamide(Glass filled)(UL94V-0)

Electrical

Voltage rating: 250VAC

Current rating: 10 Amps/way max

Contact resistance: 20mΩ (max)

Insulation resistance: 5000M Ω/1000V

Withstanding Voltage: 1500VAC(1min) Test time=60sec/1pcs

Wire range: 12-22AWG

Mechanical:

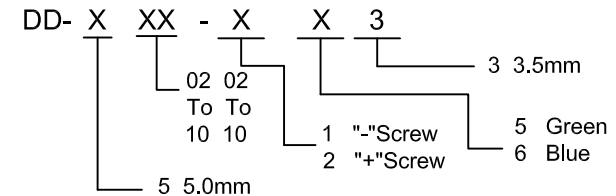
Torque: 4kgf.cm/M2.5

Operating temperature: -40°C to +120°C

Soldring reliability:

Test temperature= 250°C±10°C /5 seconds max

Ordering Information:



ANYCONN® 东莞市恩康电子有限公司

www.enkcom.com

DONGGUAN ANYCONN ELECTRONICS CO.,LTD

TOLERANCE	PROJECTON		TITLE:
ANGLE ±5°	DATE :	2014-02-17	DD Pitch 5.0mm Series
X.XXX ±0.15	DRAWN :	JANE	PART NO: DD5XX1X3A
X.XX ±0.20	CHECKED :		DRAWING NO: WJ128-5.0
X.X ±0.30	APPROVED :		REV: A1 UNIT: mm SCALE: 3:1 SIZE: A4
X. ±0.50			