

4

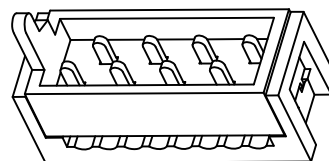
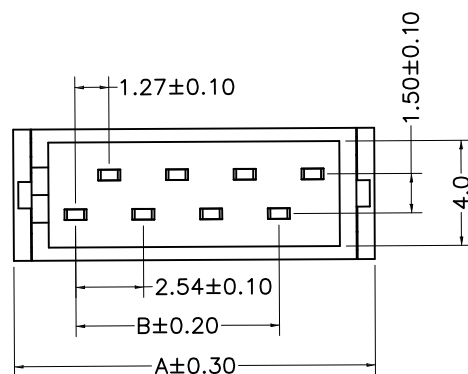
3

2

1

REVISION DATA

REV	DESCRIPTION	DATE
A0	NEW DRAWING	2016-5-19

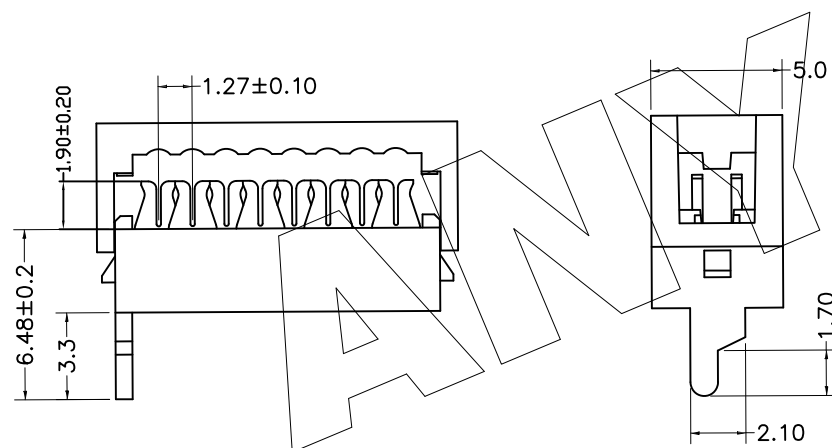


SPECIFICATIONS :

Voltage Rating: 500V AC / DC
 Current Rating: 1A AC / DC
 Withstanding Voltage: 1000V AC/minute
 Insulation Resistance: 1000MΩ Min.
 Temperature Range: -40°C~+105°C
 Contact Resistance: 20mΩ Max.
 Wire Range: AWG#28-32.

Material:

Wafer: PBT+30%G.F UL94V-0
 Conductor: Brass/Tin-Plated.



Ordering Information & Dimensions

Part No.	Dimensions(mm)	
	A	B
2*02P	8.45	2.54
2*03P	10.99	5.08
2*04P	13.53	7.62
2*05P	16.07	10.16
2*06P	18.61	12.70
2*07P	21.15	15.24
2*08P	23.69	17.78
2*09P	26.23	20.32
2*10P	28.77	22.86
2*11P	31.31	25.40
2*12P	33.85	27.94
2*13P	36.39	30.48

WF

O

D

12

XXX

XX

X

O

DXXX

Pitch
O PH1.27

D 180°

XX Positions

XXX Positions

G0 Gold Flash
SN Tin PlatedInsulator
Material
A PBT
B PA66
C PA6T
P PC
F PA9TW With peg
N NO Peg
L With lock
T Fixed tabs

DXXX

ANYCONN® 东莞市恩康电子有限公司

www.enkcom.com

DONGGUAN ANYCONN ELECTRONICS CO.,LTD

TOLERANCE	PROJECTON	TITLE:
ANGLE ±5°	DATE: 2016-5-19	1.27mm Pitch IDC Connectors
X.XXX ±0.10	DRAWN: ZHANG	PART NO: WFOD12XXXXXXODXXX
X.XX ±0.20	CHECKED:	DRAWING NO: D1274WVAI-2NP-P0XXT
X.X ±0.30	APPROVED:	REV: A0 UNIT: mm SCALE: 3:1 SIZE: A4
X. ±0.50		

4

3

2

1